

# IPEDS 2022-23 Data Collection System

IPEDS HELP DESK (877) 225-2568 | [ipedshelp@rti.org](mailto:ipedshelp@rti.org)  
OMB NO. 1850-0582 v.30 : Approval Expires 8/31/2025  
User ID: P1373511

## 12-month Enrollment 2022-23

Institution: University of South Florida (137351)

User ID: P1373511

### Overview

#### 12-month Enrollment Overview

The 12-month Enrollment component collects unduplicated student enrollment counts and instructional activity data for an entire 12-month period. Using the instructional activity data reported, a full-time equivalent (FTE) student enrollment at the undergraduate and graduate level is estimated (4-year institutions only). Institutions with Doctor's - professional practice students will also report the FTE enrollment of those students (4-year institutions only). NCES uses the FTE enrollment to produce indicators such as expenses by function per FTE as reported in the IPEDS Data Feedback Report.

#### Data Reporting Reminder:

- All institutions must use the July 1 - June 30 reporting period.
- Report data to accurately reflect the time period corresponding with the IPEDS survey component, even if such reporting is seemingly inconsistent with prior-year reporting.

#### Changes to reporting:

The following changes were implemented for the 2022-23 data collection period:

- The "Nonresident alien" terminology has been changed to "U.S. Nonresident" but should include the same category of students.
- A question about gender has been added at the end of the Part A to collect information about students for whom gender does not fit the binary gender (Men/Women) categories provided. **Institutions should still allocate those students to the Men/Women categories throughout the survey component at this time.** There are also new FAQs to help with questions about the new reporting.
- A part-time column was added for graduate student unduplicated enrollment counts.
- References to summer term were changed to summer session.
- FAQ #4 has been removed as it refers to an old change.
- FAQ #7 on consistent reporting of EF, E12, and OM has been updated for clarification.
- FAQ on reporting undocumented and DACA students has been updated along with instructions.

#### Resources:

- To download the survey materials for this component: [Survey Materials](#)
- To access your prior year data submission for this component: [Reported Data](#)

If you have questions about completing this survey, please contact the IPEDS Help Desk at 1-877-225-2568.

Institution: University of South Florida (137351)


User ID: P1373511

## Undergraduate Instructional Activity Type

### Which instructional activity units will you use to report undergraduate instructional activity?

- Undergraduate instructional activity data in Part B may be reported in units of clock hours or credit hours.
- Please note that any graduate level instructional activity must be reported in credit hours. (4-year institutions only)

- Clock hours
- Credit hours
- Both clock and credit hours (some undergraduate programs measured in clock hours and some measured in credit hours)

 You may use the box below to provide additional context for the data you have reported above. Context notes will be posted on the College Navigator website. Therefore, you should write all context notes using proper grammar (e.g., complete sentences with punctuation) and common language that can be easily understood by students and parents (e.g., spell out acronyms).

Institution: University of South Florida (137351)

## Part A - Unduplicated Count for Full-time Undergraduate Students

12-month Unduplicated Count by Race/Ethnicity and Gender - Full-time Undergraduate Students

July 1, 2021 – June 30, 2022

## Reporting Reminders:

- The 12-month unduplicated count must be equal or greater than the corresponding prior year fall enrollment.
- Report Hispanic/Latino individuals of any race as Hispanic/Latino
- Report race for non-Hispanic/Latino individuals only
- Even though Teacher Preparation certificate programs may require a bachelor's degree for admission, they are considered subbaccalaureate undergraduate programs, and students in these programs are undergraduate students.

## Men

Students enrolled for <u>credit</u>	Degree/certificate-seeking			Total degree/certificate-seeking	Non-degree/non-certificate-seeking	Total, Full-time undergraduate students
	First-time	Non-first-time				
		Transfer-in	Continuing/Returning			
<u>U.S. Nonresident</u>	293	117	997	1,407	222	1,629
<u>Hispanic/Latino</u>	615	345	1,733	2,693	10	2,703
<u>American Indian or Alaska Native</u>	4	3	13	20		20
<u>Asian</u>	302	71	740	1,113	6	1,119
<u>Black or African American</u>	201	176	664	1,041	12	1,053
<u>Native Hawaiian or Other Pacific Islander</u>	8		11	19	1	20
<u>White</u>	1,172	771	4,001	5,944	66	6,010
Two or more races	129	58	348	535	3	538
<u>Race and ethnicity unknown</u>	88	51	276	415	8	423
<b>Total men</b>	<b>2,812</b>	<b>1,592</b>	<b>8,783</b>	<b>13,187</b>	<b>328</b>	<b>13,515</b>
Total men prior year	2,409	1,679	9,290	13,378	282	13,660

## Women

Students enrolled for <u>credit</u>	Degree/certificate-seeking			Total degree/certificate-seeking	Non-degree/non-certificate-seeking	Total, Full-time undergraduate students
	First-time	Non-first-time				
		Transfer-in	Continuing/Returning			
<u>U.S. Nonresident</u>	218	106	675	999	128	1,127
<u>Hispanic/Latino</u>	796	572	2,699	4,067	20	4,087
<u>American Indian or Alaska Native</u>	3	4	11	18		18
<u>Asian</u>	360	121	954	1,435	10	1,445
<u>Black or African American</u>	284	259	1,081	1,624	14	1,638
<u>Native Hawaiian or Other Pacific Islander</u>	2	5	13	20		20
<u>White</u>	1,825	1,050	5,414	8,289	77	8,366
Two or more races	196	88	516	800	7	807
<u>Race and ethnicity unknown</u>	117	79	410	606	17	623
<b>Total women</b>	<b>3,801</b>	<b>2,284</b>	<b>11,773</b>	<b>17,858</b>	<b>273</b>	<b>18,131</b>
Total women prior year	3,438	2,557	12,033	18,028	258	18,286

<b>Grand total (2021-22)</b>	<b>6,613</b>	<b>3,876</b>	<b>20,556</b>	<b>31,045</b>	<b>601</b>	<b>31,646</b>
Prior year data:						

Grand total (men+women) prior year	5,847	4,236	21,323	31,406	540	31,946
Total Full-time undergraduate enrollment Fall 2021 <i>NOTE: Grand total (2021-22) calculated above is expected to be greater than total Full-time undergraduate enrollment Fall 2021.</i>	6,096	2,819	19,883	28,798	399	29,197

Institution: University of South Florida (137351)

## Part A - Unduplicated Count for Part-time Undergraduate Students

12-month Unduplicated Count by Race/Ethnicity and Gender - Part-time Undergraduate Students

July 1, 2021 – June 30, 2022

## Reporting Reminders:

- The 12-month unduplicated count must be equal or greater than the corresponding prior year fall enrollment.
- Report Hispanic/Latino individuals of any race as Hispanic/Latino
- Report race for non-Hispanic/Latino individuals only
- Even though Teacher Preparation certificate programs may require a bachelor's degree for admission, they are considered subbaccalaureate undergraduate programs, and students in these programs are undergraduate students.

## Men

Students enrolled for <u>credit</u>	Degree/certificate-seeking			Total degree/certificate-seeking	Non-degree/non-certificate-seeking	Total, Part-time undergraduate students
	First-time	Non-first-time				
		Transfer-in	Continuing/Returning			
<u>U.S. Nonresident</u>	1	14	128	143	7	150
<u>Hispanic/Latino</u>	32	214	945	1,191	139	1,330
<u>American Indian or Alaska Native</u>		2	7	9	1	10
<u>Asian</u>	9	43	266	318	61	379
<u>Black or African American</u>	14	93	342	449	60	509
<u>Native Hawaiian or Other Pacific Islander</u>	1		2	3	1	4
<u>White</u>	57	378	2,025	2,460	383	2,843
Two or more races	7	25	142	174	29	203
<u>Race and ethnicity unknown</u>	6	37	164	207	33	240
<b>Total men</b>	<b>127</b>	<b>806</b>	<b>4,021</b>	<b>4,954</b>	<b>714</b>	<b>5,668</b>
Total men prior year	133	722	4,033	4,888	845	5,733

## Women

Students enrolled for <u>credit</u>	Degree/certificate-seeking			Total degree/certificate-seeking	Non-degree/non-certificate-seeking	Total, Part-time undergraduate students
	First-time	Non-first-time				
		Transfer-in	Continuing/Returning			
<u>U.S. Nonresident</u>	4	8	68	80	10	90
<u>Hispanic/Latino</u>	28	336	1,294	1,658	209	1,867
<u>American Indian or Alaska Native</u>	1	2	8	11	2	13
<u>Asian</u>	14	54	259	327	89	416
<u>Black or African American</u>	11	149	562	722	126	848
<u>Native Hawaiian or Other Pacific Islander</u>		2	5	7	4	11
<u>White</u>	68	549	2,311	2,928	627	3,555
Two or more races	12	53	172	237	57	294
<u>Race and ethnicity unknown</u>	2	60	196	258	51	309
<b>Total women</b>	<b>140</b>	<b>1,213</b>	<b>4,875</b>	<b>6,228</b>	<b>1,175</b>	<b>7,403</b>
Total women prior year	115	1,135	4,988	6,238	1,495	7,733

<b>Grand total (2021-22)</b>	<b>267</b>	<b>2,019</b>	<b>8,896</b>	<b>11,182</b>	<b>1,889</b>	<b>13,071</b>
Prior year data:						

Grand total (men+women) prior year	248	1,857	9,021	11,126	2,340	13,466
Total Part-time undergraduate enrollment Fall 2021 <i>NOTE: Grand total (2021-22) calculated above is expected to be greater than total Part-time undergraduate enrollment Fall 2021.</i>	183	1,250	6,450	7,883	931	8,814

Institution: University of South Florida (137351)

## Part A - Unduplicated Count for Undergraduate Students

12-month Unduplicated Count by Race/Ethnicity and Gender - Undergraduate Student Total

July 1, 2021 – June 30, 2022

**Men**

Students enrolled for credit	Total full-time undergraduate students	Total part-time undergraduate students	Grand total, all undergraduate students
<u>U.S. Nonresident</u>	1,629	150	<b>1,779</b>
<u>Hispanic/Latino</u>	2,703	1,330	<b>4,033</b>
<u>American Indian or Alaska Native</u>	20	10	<b>30</b>
<u>Asian</u>	1,119	379	<b>1,498</b>
<u>Black or African American</u>	1,053	509	<b>1,562</b>
<u>Native Hawaiian or Other Pacific Islander</u>	20	4	<b>24</b>
<u>White</u>	6,010	2,843	<b>8,853</b>
Two or more races	538	203	<b>741</b>
<u>Race and ethnicity unknown</u>	423	240	<b>663</b>
<b>Total men</b>	<b>13,515</b>	<b>5,668</b>	<b>19,183</b>

**Women**

Students enrolled for credit	Total full-time students	Total part-time students	Grand total, all students
<u>U.S. Nonresident</u>	1,127	90	<b>1,217</b>
<u>Hispanic/Latino</u>	4,087	1,867	<b>5,954</b>
<u>American Indian or Alaska Native</u>	18	13	<b>31</b>
<u>Asian</u>	1,445	416	<b>1,861</b>
<u>Black or African American</u>	1,638	848	<b>2,486</b>
<u>Native Hawaiian or Other Pacific Islander</u>	20	11	<b>31</b>
<u>White</u>	8,366	3,555	<b>11,921</b>
Two or more races	807	294	<b>1,101</b>
<u>Race and ethnicity unknown</u>	623	309	<b>932</b>
<b>Total women</b>	<b>18,131</b>	<b>7,403</b>	<b>25,534</b>

<b>Grand Total (men+women)</b>	<b>31,646</b>	<b>13,071</b>	<b>44,717</b>
--------------------------------	---------------	---------------	---------------

Institution: University of South Florida (137351)

## Part A - Unduplicated Count for Graduate Students

12-month Unduplicated Count by Race/Ethnicity and Gender - Full-time and Part-time Graduate Students

July 1, 2021 – June 30, 2022

## Reporting Reminders:

- The 12-month unduplicated count must be equal or greater than the corresponding prior year fall enrollment.
- Report Hispanic/Latino individuals of any race as Hispanic/Latino
- Report race for non-Hispanic/Latino individuals only
- Report **all** postbaccalaureate degree and certificate students as graduate students, **including any doctor's - professional practice students (formerly first-professional)**

## Men

Students <u>enrolled for credit</u>	Total <u>full-time</u>	Total <u>part-time</u>	Total <u>graduate students</u>
<u>U.S. Nonresident</u>	1,162	236	1,398
<u>Hispanic/Latino</u>	309	340	649
<u>American Indian or Alaska Native</u>	5	6	11
<u>Asian</u>	165	153	318
<u>Black or African American</u>	154	210	364
<u>Native Hawaiian or Other Pacific Islander</u>	1	1	2
<u>White</u>	1,059	1,230	2,289
Two or more races	36	54	90
<u>Race and ethnicity unknown</u>	229	100	329
<b>Total men</b>	<b>3,120</b>	<b>2,330</b>	<b>5,450</b>
Total men prior year			5,633

## Women

Students <u>enrolled for credit</u>	Total <u>full-time</u>	Total <u>part-time</u>	Total <u>Graduate students</u>
<u>U.S. Nonresident</u>	792	202	994
<u>Hispanic/Latino</u>	624	729	1,353
<u>American Indian or Alaska Native</u>	3	7	10
<u>Asian</u>	241	288	529
<u>Black or African American</u>	330	519	849
<u>Native Hawaiian or Other Pacific Islander</u>	2	7	9
<u>White</u>	1,834	2,410	4,244
Two or more races	101	122	223
<u>Race and ethnicity unknown</u>	289	159	448
<b>Total women</b>	<b>4,216</b>	<b>4,443</b>	<b>8,659</b>
Total women prior year			8,873

<b>Grand total (2021-22)</b>	<b>7,336</b>	<b>6,773</b>	<b>14,109</b>
Prior year data:			
Unduplicated headcount (2020-21)			14,506
<b>i</b> Total enrollment Fall 2021 <i>NOTE: Grand total (2021-22) calculated above is expected to be greater than Total enrollment Fall 2021.</i>	6,573	5,124	11,697



Institution: University of South Florida (137351)

## Part A - Gender Unknown or another gender than Men/Women categories

## 12-month Unduplicated Count by Gender Unknown or another gender than provided men/women categories

- The 'gender unknown' category is to report students for whom the institution does not know a gender.
- Institutions should not ask students that do not select a binary gender to allocate themselves to a binary gender category; it is up to the institution to allocate unknown students and students that indicate another gender into the binary categories throughout the forms where required. One method commonly used by institutions is to allocate these students to the binary categories required in other parts of the form using the proportion of men to women reported.

Is your institution able to report **another gender** for the 2022-23 data collection? If you indicate 'No', your institution should leave the cells in the rows for '**Another gender**' blank (i.e., do not report 0). If you indicate 'Yes', but no students identified as **another gender**, please enter '0'.

Undergraduate students:

- Yes  
 No

Graduate students:

- Yes  
 No

Of the total students reported, how many students did you allocate to a binary gender category (Men/Women) because their gender was unknown or another gender than the provided categories?

	Number of students	
	Undergraduate students	Graduate students
<b>Grand total</b>	<b>44,717</b>	<b>14,109</b>
Gender unknown (i.e., gender information is not known or not collected).	<input type="text" value="0"/>	<input type="text" value="5"/>
<b>Another gender</b> (i.e., gender information is known but does not fall into either of the mutually exclusive binary categories provided [Men/Women]).	<input type="text"/>	<input type="text"/>
<b>Total of Gender unknown + Another gender</b>	<b>0</b>	<b>5</b>
<b>Total of Students for whom gender is known and falls into one of the mutually exclusive binary categories provided [Men/Women]</b>	<b>44,717</b>	<b>14,104</b>

Institution: University of South Florida (137351)


User ID: P1373511

Part A – 12-month Enrollment by Distance Education Status

**12-month Unduplicated Count - Distance Education Status**

July 1, 2021 – June 30, 2022

	Undergraduate Students		Graduate Students
	Degree/certificate-seeking	Non-degree/non-certificate-seeking	
Students <i>enrolled exclusively</i> in distance education courses	7,148	958	3,993
Students <i>enrolled in at least one but not all</i> distance education courses	30,829	452	4,856
Students <i>not enrolled in any</i> distance education courses	4,250	1,080	5,260
<b>Total (from prior part A screens)</b>	<b>42,227</b>	<b>2,490</b>	<b>14,109</b>

 You may use the box below to provide additional context for the data you have reported above. Context notes will be posted on the College Navigator website. Therefore, you should write all context notes using proper grammar (e.g., complete sentences with punctuation) and common language that can be easily understood by students and parents (e.g., spell out acronyms).

Institution: University of South Florida (137351)

Part B - Instructional Activity

12-month Instructional Activity

July 1, 2021 - June 30, 2022

Instructional Activity Reporting Reminder:

- Instructional activity is used to calculate an IPEDS FTE based on the institution's reported calendar system.
- Graduate credit hour activity should not include any doctor's - professional practice activity, the total of those students' FTE is entered separately instead.

FTE Reporting Reminder:

- Institutions need not report their own calculations of undergraduate or graduate FTE unless IPEDS FTE calculations would be misleading for comparison purposes among all IPEDS reporting institutions.

Instructional Activity

	2021-22 total activity	Prior year data
Undergraduate level:		
<u>Credit hour activity</u>	1,047,635	1,067,881
Graduate level:		
<u>Credit hour activity</u> (Do not include doctor's-professional practice instructional activity here; the total FTE of those students should be entered separately below)	190,072	197,815

Full-Time Equivalent (FTE) of Students


	2021-22 total activity	Prior year data
Doctor's - professional practice level:		
<u>Doctor's - professional practice</u> FTE student estimate	712	606

Calendar system (as reported on the prior year IC Header survey component):	Semester
---	----------

If the IPEDS calculated FTE estimates below are not reasonable, **AND** you have reported the correct instructional activity hours above, enter your best FTE estimate in the "Institution reported FTE" column below and save the page. This option should be used **ONLY** if the calculated estimate is not reasonable for your institution and IPEDS comparisons.

Please provide your best estimate of undergraduate and graduate FTE for the 12-month reporting period **only if the calculated FTE estimate below is not reasonable for IPEDS comparison purposes**. Please provide an explanation in the context box if the option is used due to Coronavirus Pandemic.

	Calculated FTE 2021-22	Institution reported FTE 2021-22	Prior year FTE 2020-21
Undergraduate student FTE	34,921	34,921	35,596
Graduate student FTE (excluding doctor's - professional practice student FTE)	7,920	7,920	8,242
Doctor's - professional practice student FTE		712	606
<b>Total FTE student enrollment</b>		<b>43,553</b>	<b>44,444</b>

 Context notes will be posted on the College Navigator website. Therefore, you should write all context notes using proper grammar (e.g., complete sentences with punctuation) and common language that can be easily understood by students and parents (e.g., spell out acronyms).

Prepared by

Prepared by

Reporting Reminders:

- The name of the preparer is being collected so that we can follow up with the appropriate person in the event that there are questions concerning the data.
- The Keyholder will be copied on all email correspondence to other preparers.
- The time it took to prepare this component is being collected so that we can continue to improve our estimate of the reporting burden associated with IPEDS.
- Please include in your estimate the time it took for you to review instructions, query and search data sources, complete and review the component, and submit the data through the Data Collection System.
- Thank you for your assistance.

This survey component was prepared by:

<input type="radio"/>	Keyholder	<input type="radio"/>	SFA Contact	<input type="radio"/>	HR Contact
<input type="radio"/>	Finance Contact	<input type="radio"/>	Academic Library Contact	<input checked="" type="radio"/>	Other

Name:

Email:

How many staff from your institution only were involved in the data collection and reporting process of this survey component?

Number of Staff (including yourself)

How many hours did you and others from your institution only spend on each of the steps below when responding to this survey component?  
*Exclude the hours spent collecting data for state and other reporting purposes.*

Staff member	Collecting Data Needed	Revising Data to Match IPEDS Requirements	Entering Data	Revising and Locking Data
Your office	<input type="text" value="8.00"/> hours	<input type="text" value="40.00"/> hours	<input type="text" value="1.00"/> hours	<input type="text" value="6.00"/> hours
Other offices	<input type="text"/> hours	<input type="text" value="40.00"/> hours	<input type="text"/> hours	<input type="text"/> hours

Institution: University of South Florida (137351)

User ID: P1373511

## Summary screen

**12-Month Enrollment Component Summary**

IPEDS collects important information regarding your institution. All data reported in IPEDS survey components become available in the IPEDS Data Center and appear as aggregated data in various Department of Education reports. Additionally, some of the reported data appears specifically for your institution through the College Navigator website and is included in your institution's Data Feedback Report (DFR). The purpose of this summary is to provide you an opportunity to view some of the data that, when accepted through the IPEDS quality control process, will appear on the College Navigator website and/or your DFR. College Navigator is updated approximately three months after the data collection period closes and Data Feedback Reports will be available through the [Data Center](#) and sent to your institution's CEO in November 2022.

Please review your data for accuracy. If you have questions about the data displayed below after reviewing the data reported on the survey screens, please contact the IPEDS Help Desk at: 1-877-225-2568 or [ipedshelp@rti.org](mailto:ipedshelp@rti.org).

12-Month Unduplicated Headcount and Full-Time Equivalent Students		
Total 12-month unduplicated headcount		58,826
Undergraduate student unduplicated headcount		44,717
Graduate student unduplicated headcount		14,109
Total 12-month full-time equivalent (FTE) student enrollment		43,553
Undergraduate student FTE		34,921
Graduate student FTE		7,920
Doctor's-professional practice FTE		712

Edit Report

12-month Enrollment

**There are no errors for the selected survey and institution.**